

School PTO & Administration SY 2007 - 2008

Parent-Teacher Organization Officers

Johnny Rivera	President
Jill White	Vice President
Doreen Bueno	Secretary
Barbara Jackson	Treasurer

School Administration

Yolinda Hernandez-Avilla	Principal
Rose Herrera	Assistant Principal
Grace L. Palmares	Assistant Principal
Christopher Castro	Assistant Principal

P.L. 26-26 School Performance Grade Classification

School Year 2007-2008 School Performance

Based on Public Law 28-45

SAT10 Proficient & Advanced Levels	School Data	P.L. 26-26 Grade Classification
SAT10 Grade 6 - Reading	11%	Low
SAT10 Grade 6 - Math	1%	Unacceptable
SAT10 Grade 6 - Language	14%	Low
SAT10 Grade 7 - Reading	10%	Low
SAT10 Grade 7 - Math	2%	Unacceptable
SAT10 Grade 7 - Language	6%	Unacceptable
SAT10 Grade 8 - Reading	14%	Low
SAT10 Grade 8 - Math	3%	Unacceptable
SAT10 Grade 8 - Language	8%	Unacceptable
School Passing Rate	100%	Exceptional
8th Grade Promotion Rate	100%	Exceptional
Student Attendance Rate	91%	Exceptional
Student Discipline Rate	65%	Unacceptable
Employee Attendance Rate	91%	Satisfactory
School Improvement Plan	100%	
COMPOSITE SCORE/GRADE	41%	Low

School Initiatives & Exemplary Programs That Impact Student Achievement

SPECIAL PROGRAMS

- Character Education Program: Project Menhalom
- Positive Behavior Interventions & Support
- Advisor-Advisee Program
- Personal Plan for Progress
- Special Education Program
- English as a Second Language Program
- Direct Instruction Program: Corrective Reading & Connecting Math Concepts
- Parent/Family/Community Outreach Program
- Summer School Program
- Teacher Mentoring Program
- HATSA Program
- I-Recycle Program

EXEMPLARY ACCOMPLISHMENTS

- Initial Visit: Western Association of Accredited School
- SAT-10: Rank #1 for 6th grade Reading among GPSS middle schools
- SAT-10: Rank #1 for 6th grade Language among GPSS middle schools
- SAT-10: Rank #3 for 6th grade Spelling among GPSS middle schools
- SAT-10: Rank #2 for 6th grade Science among GPSS middle schools
- SAT-10; 6th grade increased SAT-10 scores in all subject areas
- SAT-10: 7th increase SAT-10 scores in Math
- SAT-10: 8th grade increased SAT-10 scores in Reading, Math, Science, and Social Science
- HATSA Mini-Grant
- Project Menhalom Grant: Positive Behavior Interventions & Support
- Project Menhalom Grant: School Wide System Information System

EXTRA-CURRICULAR ACTIVITIES

- | | |
|---|---|
| <ul style="list-style-type: none"> • Interscholastic Sports • Student Body Association • Student Council • International Marketing • Rasan Acho' Latte • National Junior Honor Society • Anime Club • Peer Mediation • Math Counts | <ul style="list-style-type: none"> • Close Up • WAVE Club • IRA Club • Chamoru Club • Band Club • Youth Crime Watch • Athletic Club • Academic Challenge Bowl • Exploratory Club |
|---|---|

SPECIAL AWARDS

- Project Citizen: 2nd Place
- Girls Volleyball Champions
- Girls Soccer Team: 2nd Place
- Annual Christmas Tree Decorating Contest: 1st & 2nd Place
- Kaddon Pika: 2nd Place
- Annual Weaving Contest: 2nd Place
- UOG Charter Day: 3rd Place - Chant Competition; Choral Reading Competition; and Poetry Contest
- UOG Charter Day: Oratorical Contest: 3rd Place

SCHOOL ANNUAL REPORT CARD SY 2007 - 2008

GUAM PUBLIC SCHOOL SYSTEM

OCEANVIEW MIDDLE SCHOOL

Telephone..... 565-2961
Fax..... 565-3259



“HOME OF THE KNIGHTS”

Colors: Red, Blue, and White
Located In Agat, Guam

MISSION

“The Oceanview Middle School family and community are partners in laying strong educational and social foundations to prepare all students for higher learning and life.”



Student Enrollment by Grade

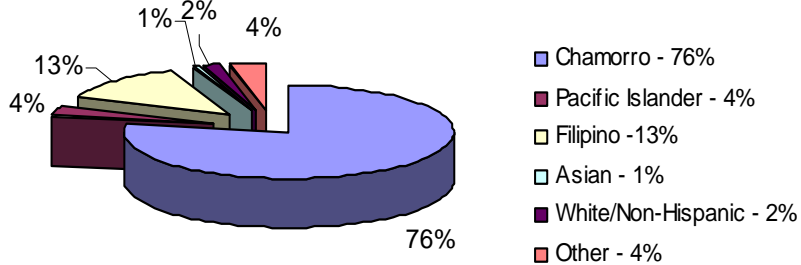
School Year 2007-2008

Based on Official Student Enrollment as of September 30, 2007

Grade Level	Enrollment	Percentage
6th Grade	151	33%
7th Grade	136	30%
8th Grade	166	37%
Total:	453	100%

Oceanview Middle School Ethnic Distribution

Based on Average Daily Membership SY 07-08



Average Daily Attendance Rate

Average Daily Attendance (ADA)	400.8
Average Daily Membership (ADM)	436.6
Attendance Rate	91%

Student Participating in Free/Reduced Lunch

Based on October 2007 Data from Food and Nutrition Services

Free	220	48%
Reduced	23	5%
Total	243	53%

Student Discipline (Suspension Rate)

Grade	Number of Incidents	Suspension Rate
6th Grade	79	5%
7th Grade	80	5%
8th Grade	140	8%
Total	299	18%

Human Resources

Position	No. of Employees	% of Total	Attendance Rate	Absentee Rate
Principals and Assistants	4	6%	89%	11%
Teachers	41	63%	94%	6%
Professional/Ancillary	5	8%	84%	16%
Support	15	23%	14%	86%
Total	65	100%	91%	9%

FY 2008 Actual Expenditures

Category	Amount	Percent
Salaries and Benefits	2,991,980.46	87%
Contractual Services	80,572.55	2%
Supplies and Materials	2,356.37	0%
Equipment	0	0%
Utilities	374,513.40	11%
Capital Outlay	0	0%
Miscellaneous	0	0%
Total	3,449,422.78	100%

STUDENT ACHIEVEMENT

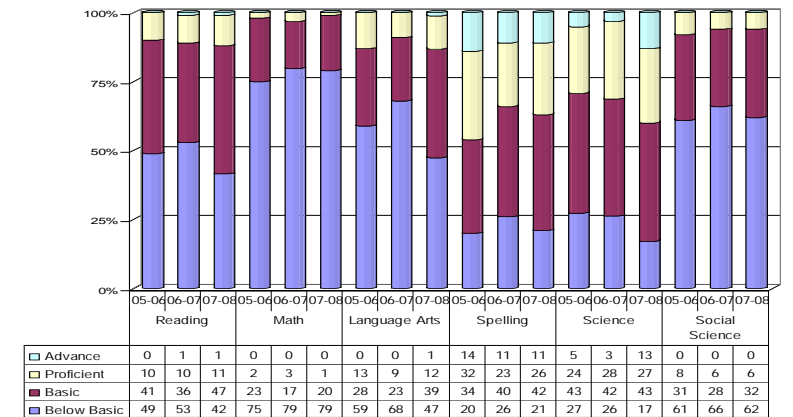
GUAM PUBLIC LAW 13-101. "The Board shall evaluate the efficiency of the instructional program in contributing to the achievement of the basic skills and shall continually revise both outcome statements and instructional procedures on the basis of evaluative data.

The GPSS Comprehensive Testing Program (CTP) is comprised of a variety of measures of student achievement including teacher-made tests, the Stanford Achievement Test (SAT10), and other standardized tests selected by the school. The SAT10 is administered district-wide to students enrolled in Grades 1-12. The graphs in the next section show SY 05-06 to SY 07-08 SAT10 results for reading, mathematics, language, environment/science, and social science.

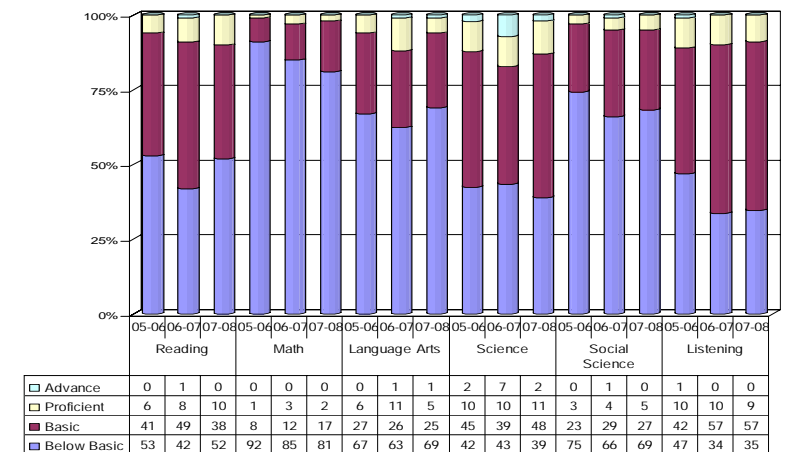
SCORE DEFINITIONS

Advanced	Signifies superior performance beyond grade level mastery.
Proficient	Represents solid academic performance , indicating that students are prepared for the next grade.
Basic	Indicates partial mastery of the knowledge and skills that are fundamental for satisfactory work.
Below Basic	Indicates little or no mastery of fundamental knowledge and skills.

Performance Level - Grade 6



Performance Level - Grade 7



Performance Levels - Grade 8

